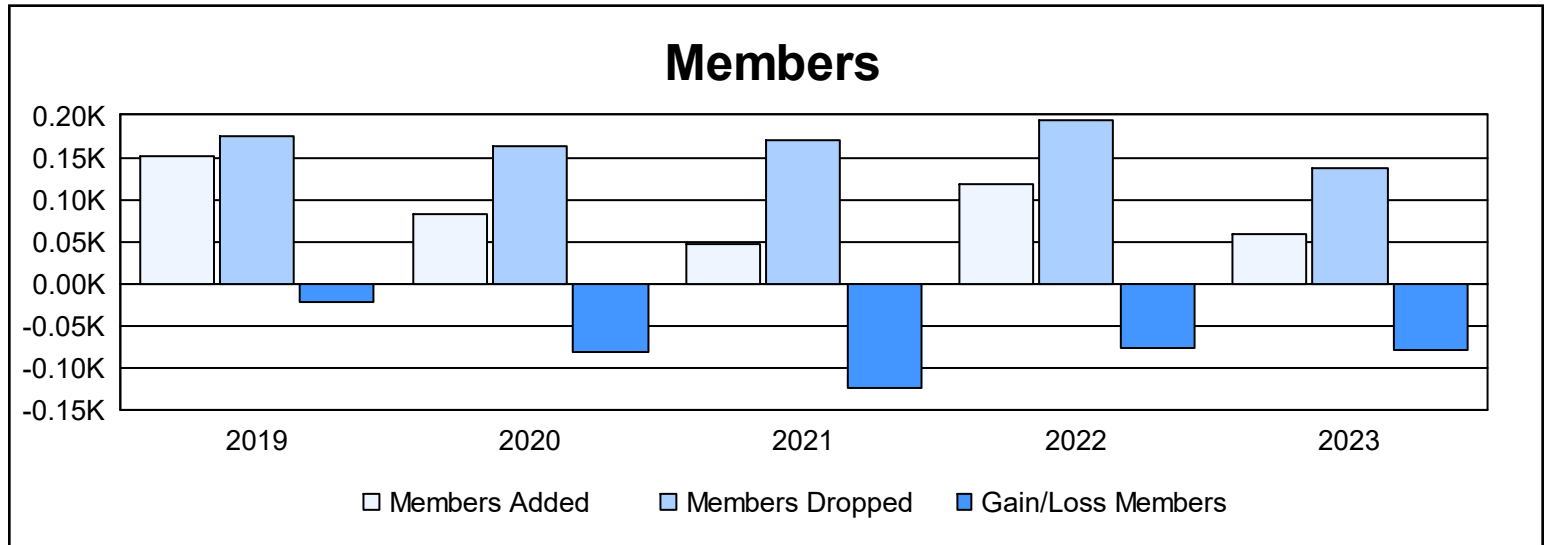
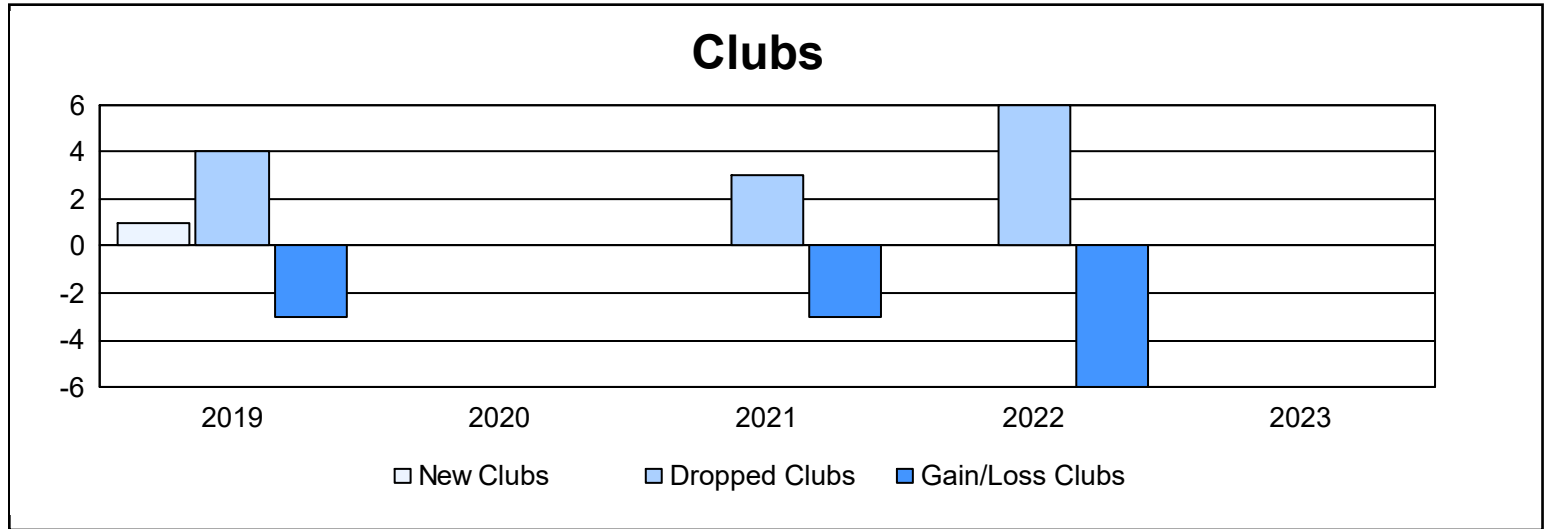
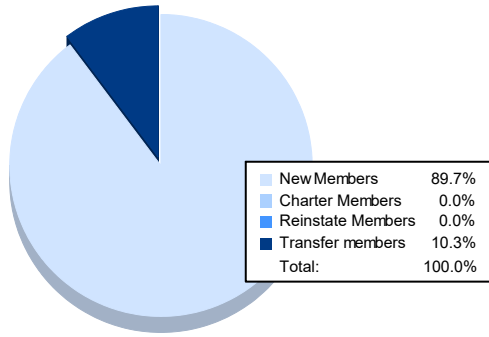


| Year | New Clubs | Dropped Clubs | Gain/Loss Clubs | New Members | Charter Members | Reinstate Members | Transfer Members | Total Member Added | Total Members Dropped | Gain/Loss Members |
|----------------|-----------|---------------|-----------------|-------------|-----------------|-------------------|------------------|--------------------|-----------------------|-------------------|
| 2018-2019 | 1 | 4 | -3 | 98 | 24 | 14 | 16 | 152 | 174 | -22 |
| 2019-2020 | 0 | 0 | 0 | 64 | 11 | 3 | 4 | 82 | 163 | -81 |
| 2020-2021 | 0 | 3 | -3 | 33 | 5 | 3 | 5 | 46 | 170 | -124 |
| 2021-2022 | 0 | 6 | -6 | 56 | 1 | 39 | 22 | 118 | 195 | -77 |
| 2022-2023 | 0 | 0 | 0 | 52 | 0 | 0 | 6 | 58 | 137 | -79 |
| Average | 0 | 3 | -2 | 61 | 8 | 12 | 11 | 91 | 168 | -77 |



Membership Composition June 2023 Cumulative



Gender Composition June 2023 Cumulative

